

COMPANY SOLAR UP&DOWN DOWNLIGHT IN-GROUND BRICKLIGHT FLOODLIGHT BOLLARD BULKHEAD GARDEN URBAN CLASSIC URBAN MODERN POST LAMPS REFERENCES

TOBIA HIGH POWER LED

LARGE SIZE



Square lantern made in shockproof resin material, UV rays stabilized, rust and corrosion-free. Modular construction suitable for post top, wall and hanging installation. Provided with reflective ceiling designed to host the lighting source and equipped with TÜV-CB certified, long-life and efficient **E27 high power LED lamp included**. Insulation class II, Protection rating IP55.

*Lanterna quadra realizzata in resina antiurto, stabilizzato ai raggi UV, inattaccabile da ruggine e corrosione. Idonea per il montaggio a palo, a sospensione o a parete. Provvista di soffitto riflettente progettato per accogliere la sorgente luminosa e fornita **completa di lampada a LED E27 ad ALTA POTENZA**, certificata TÜV-CB di lunga durata ed elevata efficienza. Classe di isolamento II, grado di protezione IP55.*

E27 HIGH POWER LED

INDOOR & OUTDOOR USE

+80°C
-30°C

90% HUMIDITY

VOLTAGE SURGE RESISTANT

DRIVER SILICONE PROTECTION



Q33.000.Q1K


CCT SETTABLE

3000 K 4000 K

SDCM <6

			PUBLIC RESIDENTIAL WALL POST HANGING





TOBIA HIGH POWER LED - LANTERN COMPONENTS

IP55



Decorative **PINNACLE** to be mounted on the roof top for post installation or on the lantern base for hanging installation.

PINNACOLO decorativo applicabile alla sommità del tetto (montaggio a palo) o sulla base della gabbia (montaggio a sospensione).

Lantern **ROOF** made of shockproof resin material. Tool-free opening for relamping and maintenance.

TETTO realizzato in resina antiurto. Rimovibile senza l'ausilio di attrezzi per manutenzione e cambio lampadina.

High temperature resistant reflective **CEILING** made of shockproof resin material. Provided with E27 lampholder and equipped with **HIGH POWER LED lamp**. Designed to host and protect the lighting source, granting its safe and quick installation.

SOFFITTO riflettente realizzato in resina antiurto ad alta resistenza al calore. Fornito completo di portalamпада E27 e provvisto di lampada a **LED ad ALTA POTENZA**. Progettato per accogliere e proteggere la sorgente luminosa garantendone una veloce e sicura installazione.

DIFFUSER of UV-rays stabilized PMMA, with recess for a power supply cable. One piece only closed at the base to ensure high protection against external agents.

DIFFUSORE in PMMA resistente ai raggi UV, provvisto di sede per l'alloggiamento del cavo di alimentazione. Realizzato in unico pezzo chiuso alla base per garantire un alto livello di protezione contro gli agenti esterni.

CAGE made of shockproof resin material, UV-rays stabilized, rust and corrosion-free.

GABBIA realizzata in resina antiurto, stabilizzata ai raggi UV, inattaccabile da ruggine e corrosione.

TOBIA HIGH POWER LED

Q33.000 *



Dimensions and weight

Height: 520 mm
Width: 330 mm
Depth: 330 mm
Weight: 4,6 Kg
Junction to support: diameter 60 mm
Area exposed to wind pressure:
CxS = m² 0,089

Moulded colours:

Black White

Painted colours:

Antique green Antique bronze

Diffuser PMMA:

Clear Opal

HIGH POWER LED



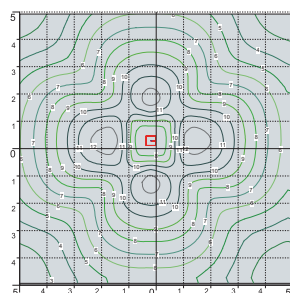
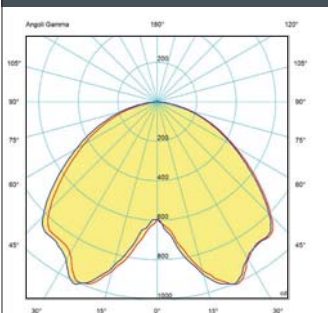
- **COST SAVING:** long-life and efficient LED light source.
- **BUILT-IN DRIVER:** quick and easy lamp replacement.
- **GREAT FLEXIBILITY:** E27 standard lamp holder.
- **FUTURE-PROOFED LUMINARIES:** performances easy to upgrade to latest technology developments.
- **SUITABLE FOR OUTDOOR USE:** built-in driver fully protected against heat and humidity by silicone paste.

Lantern equipped with TÜV-CB certified, long-life and efficient **E27 high power LED lamp**, granting the same luminous flux of traditional SON/HQI lighting sources. The lamp can be quickly and easily replaced, making the luminaries maintenance very simple.

100 - 240 V

LAMP	POWER	LUMINOUS FLUX UP TO	COLOUR TEMP.	*ADD. SUFFIX
(*)	15 W	1690 lm	4000 K	.R1K
			3000 K	
CCT SET LED E27	30 W	3620 lm	4000 K	.Q1K
			3000 K	
LED E27	50W	6550 lm	4000 K	.H1L
			3000 K	

PHOTOMETRIC DATA SAMPLE



TOBIA E27 LED HIGH POWER 30W

POST height 3,5mt
10x10mt area: average 15 lux

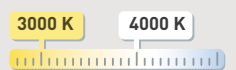
The photometric data for all the versions are available upon request or on our website.

LED LAMPS



Comply with: EU2019/2015
EU2019/2020
Technical details on page 596.

CCT SETTABLE LED LAMP(*)





CCT switch settable in two different positions, to select the desired Kelvin temperature (3000K/4000K) and get a customized ambiance. (15 and 30W only)

* ADD THESE SUFFIXES TO THE REFERENCES MENTIONED IN THE CATALOGUE

TOBIA

LARGE SIZE





OFIR/TOBIA
Q33.132
GX53 Q35.132
Pcs 1
Kg 5,6
mc 0,061

EVA/TOBIA
Q33.181
GX53 Q35.181
Pcs 1
Kg 12,3
mc 0,168

TOBIA
Q33.000
GX53 Q35.000
Pcs 1
Kg 4,6
mc 0,043

LOT/TOBIA
Q33.113
GX53 Q35.113
Pcs 1
Kg 5,8
mc 0,061

MIRRA/TOBIA
Q33.142
GX53 Q35.142
Pcs 1
Kg 10,9
mc 0,083

SICHEM/TOBIA
Q33.121
GX53 Q35.121
Pcs 1
Kg 5,4
mc 0,061

RICU/TOBIA
Q33.157
GX53 Q35.157
Pcs 2
Kg 29,2
mc 0,334

GIGI/TOBIA
Q33.156
GX53 Q35.156
Pcs 2
Kg 27,7
mc 0,304

ARTU'/TOBIA
Q33.158
GX53 Q35.158
Pcs 2
Kg 24,7
mc 0,273

ALOE'/TOBIA
Q33.163 resin
GX53 Q35.163 resin
Pcs 2
Kg 15,2
mc 0,208

IAFET.R/TOBIA
Q33.162 resin
GX53 Q35.162 resin
Pcs 2
Kg 14,5
mc 0,179

COMPANY SOLAR UP&DOWN DOWNLIGHT IN-GROUND BRICKLIGHT FLOODLIGHT BOLLARD BULKHEAD GARDEN URBAN CLASSIC URBAN MODERN POST LAMPS REFERENCES

NEBO/TOBIA

LARGE SIZE



Q33.201.Q1K



Q33.142.Q1K




Q33.201.R20.Q1K



Q33.201.R30.Q1K



MADE IN ITALY



NEBO OFIR/TOBIA 2L
Q33.201.R20
GX53 Q35.201.R20
Pcs 1
Kg 31,8
mc 0,268

NEBO OFIR/TOBIA 3L
Q33.201.R30
GX53 Q35.201.R30
Pcs 1
Kg 36,5
mc 0,342

NEBO/TOBIA
Q33.201
GX53 Q35.201
Pcs 1
Kg 25,6
mc 0,196

Ø 275

NEBO OFIR/TOBIA 2L
Q33.201.R20
GX53 Q35.201.R20
Pcs 1
Kg 31,9
mc 0,268

NEBO OFIR/TOBIA 3L
Q33.201.R30
GX53 Q35.201.R30
Pcs 1
Kg 36,5
mc 0,342

TABOR/TOBIA

LARGE SIZE



Q33.204.R20.Q1K




Q33.204.R30.Q1K



Q35.204.D4K



MADE IN ITALY



TABOR OFIR/TOBIA 2L
Q33.204.R20
GX53 Q35.204.R20

Pcs 1
Kg 36,5
mc 0,295

850

3130

2

TABOR OFIR/TOBIA 3L
Q33.204.R30
GX53 Q35.204.R30

Pcs 1
Kg 41,1
mc 0,369

890

3130

3

TABOR/TOBIA
Q33.204
GX53 Q35.204

Pcs 1
Kg 30,1
mc 0,223

330

3460

Ø 275

TABOR OFIR/TOBIA 2L
Q33.204.R20
GX53 Q35.204.R20

Pcs 1
Kg 36,5
mc 0,295

850

3560

2

Ø 275

TABOR OFIR/TOBIA 3L
Q33.204.R30
GX53 Q35.204.R30

Pcs 1
Kg 41,1
mc 0,369

890

3560

3

Ø 275

HOREB/TOBIA

LARGE SIZE



Q33.207.M20.Q1K




Q33.171.Q1K



Q35.207.D4K



MADE IN ITALY



HOREB ADAM/TOBIA 1L
Q33.207.M10
GX53 Q35.207.M10

Pcs 1
Kg 34,5
mc 0,280

ADAM/TOBIA
Q33.171
GX53 Q35.171

Pcs 1
Kg 6,1
mc 0,083

600
690
600

HOREB ADAM/TOBIA 2+1
Q33.207.M21
GX53 Q35.207.M21

Pcs 1
Kg 46,4
mc 0,404

1220
4170
2+1

HOREB/TOBIA
Q33.207
GX53 Q35.207

Pcs 1
Kg 32,6
mc 0,249

330
3960
Ø 275

HOREB ADAM/TOBIA 3+1
Q33.207.M31
GX53 Q35.207.M31

Pcs 1
Kg 52,4
mc 0,476

1210
4170
3+1
Ø 275

HOREB ADAM/TOBIA 3L
Q33.207.M30
GX53 Q35.207.M30

Pcs 1
Kg 47,8
mc 0,414

1210
4110
3

HOREB ADAM/TOBIA 2L
Q33.207.M20
GX53 Q35.207.M20

Pcs 1
Kg 41,8
mc 0,342

1220
4110
2

COMPANY SOLAR UP&DOWN DOWNLIGHT IN-GROUND BRICKLIGHT FLOODLIGHT BOLLARD BULKHEAD GARDEN URBAN CLASSIC URBAN MODERN POST LAMPS REFERENCES

KARMEL 3000/TOBIA

LARGE SIZE



Q33.231.R20.Q1K




Q33.231.R30.Q1K



Q33.231.Q1K



MADE IN ITALY



KARMEL 3000 OFIR/TOBIA 2L
Q33.231.R20
GX53 Q35.231.R20

Pcs 1
Kg 36,5
mc 0,295

850

3130

2

KARMEL 3000 OFIR/TOBIA 3L
Q33.231.R30
GX53 Q35.231.R30

Pcs 1
Kg 41,1
mc 0,369

890

3130

3

KARMEL 3000/TOBIA
Q33.231
GX53 Q35.231

Pcs 1
Kg 30,1
mc 0,223

330

3460

2

Ø 275

KARMEL 3000 OFIR/TOBIA 2L
Q33.231.R20
GX53 Q35.231.R20

Pcs 1
Kg 36,5
mc 0,295

850

3560

2

Ø 275

KARMEL 3000 OFIR/TOBIA 3L
Q33.231.R30
GX53 Q35.231.R30

Pcs 1
Kg 41,1
mc 0,369

890

3560

3

Ø 275

KARMEL 3500-4000/TOBIA

LARGE SIZE



Q33.234.M21.Q1K




Q33.171.Q1K



Q33.234.M20.Q1K

MADE IN ITALY



KARMEL 3500 ADAM/TOBIA 1L	KARMEL 4000 ADAM/TOBIA 1L
Q33.234.M10	Q33.237.M10
GX53 Q35.234.M10	Q35.237.M10
Pcs 1 Kg 34,5 mc 0,280	Pcs 1 Kg 38 mc 0,287

KARMEL 3500/TOBIA
Q33.234
GX53 Q35.234
Pcs 1 Kg 32,6 mc 0,249

KARMEL 3500 ADAM/TOBIA 2+1	KARMEL 4000 ADAM/TOBIA 2+1
Q33.234.M21	Q33.237.M21
GX53 Q35.234.M21	Q35.237.M21
Pcs 1 Kg 46,4 mc 0,404	Pcs 1 Kg 48,9 mc 0,431

KARMEL 3500 ADAM/TOBIA 3L	KARMEL 4000 ADAM/TOBIA 3L
Q33.234.M30	Q33.237.M30
GX53 Q35.234.M30	Q35.237.M30
Pcs 1 Kg 47,8 mc 0,414	Pcs 1 Kg 50,3 mc 0,441

KARMEL 3500 ADAM/TOBIA 3+1	KARMEL 4000 ADAM/TOBIA 3+1
Q33.234.M31	Q33.237.M31
GX53 Q35.234.M31	Q35.237.M31
Pcs 1 Kg 52,4 mc 0,476	Pcs 1 Kg 54,9 mc 0,503

KARMEL 3500 ADAM/TOBIA 2L	KARMEL 4000 ADAM/TOBIA 2L
Q33.234.M20	Q33.237.M20
GX53 Q35.234.M20	Q35.237.M20
Pcs 1 Kg 41,8 mc 0,342	Pcs 1 Kg 44,3 mc 0,369