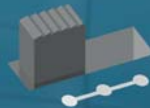




MADE IN ITALY



TOP SELECTION PROJECT 2023



WARM
Light

DAY
Light

COLD
Light

KELVIN SETTABLE LAMP



NOEMI

PAG 10



SILOE

PAG 10



TOBIA

PAG 12



SIMON

PAG 12



ELIA

PAG 16



PIETRO

PAG 16



GLOBE

PAG 20



CLASSIC RANGE

E27 HIGH POWER LED

CLASSIC RANGE



E27 HIGH POWER LED

SILICONE PROTECTION DRIVER

INDOOR & OUTDOOR USE

-30 +80 °C 90% HUMIDITY

VOLTAGE SURGE RESISTANT

TUV SUD **CE** **CB**

LVD EMC ERP

IECEE
CB
SCHEME

for details see pag. 59

Ø100 Ø100

15W 1690 lm 30W 3620 lm

CCT SET

CCT SETTABLE

3000 K 4000 K

SDCM <= 6

Ø118 Ø138

50W 6550 lm 60W 7600 lm

E35.201.R20.Q1K



3070

**NEW VERSION
HIGH POWER LED**

NEBO/OFIR
NOEMI 2L
for details see pag. 10



Q43.207.H1L

4180

HOREB/ELIA
for details see pag. 16

NEBO/TOBIA
for details see pag. 12

Q33.201.Q1K



3000



U33.113.Q1K

LOT/SIMON
for details see pag. 12

OFIR/NOEMI
for details see pag. 10



E35.132.Q1K

ADVANTAGES



ANTI CORROSION

NO MAINTENANCE



UV-RAYS STABILIZED



DOUBLE INSULATION



NOT AFFECTED BY CHEMICAL FERTILIZERS



FULLY MODULAR Ø60mm

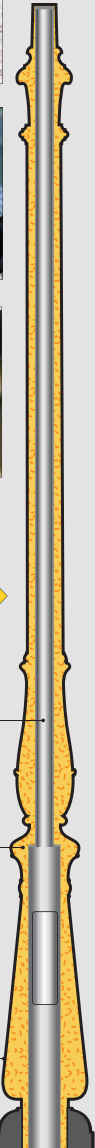
RESIN POST OF A SINGLE PIECE WITHOUT JOINTS

Stronger, safer and more durable

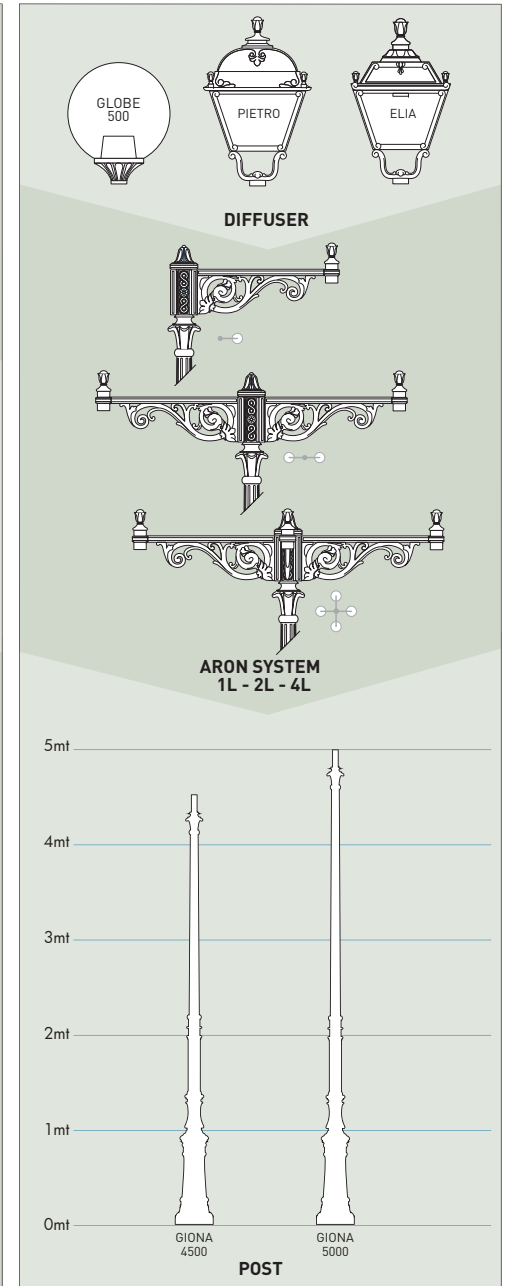
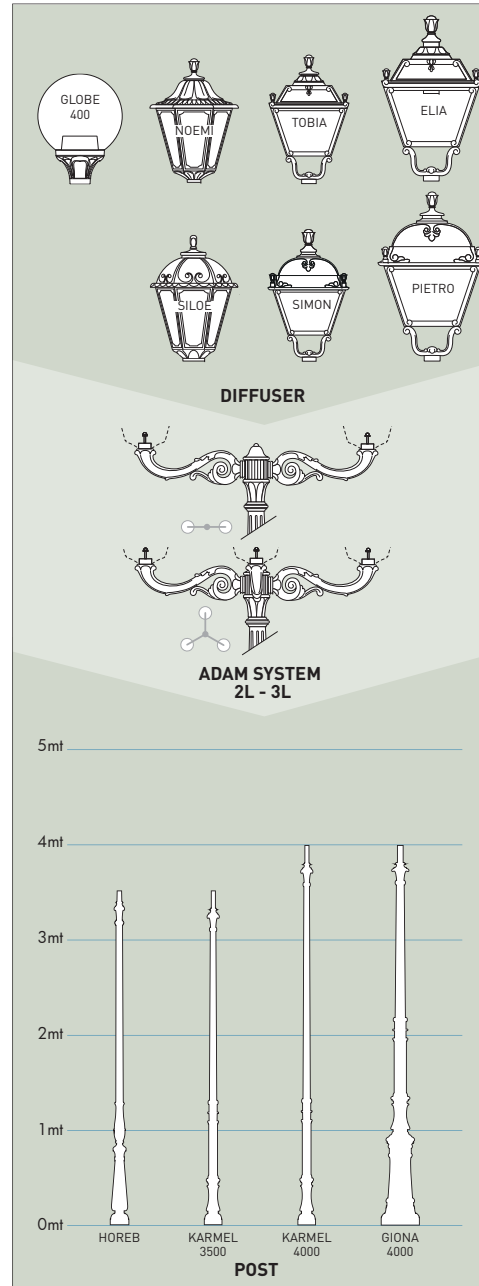
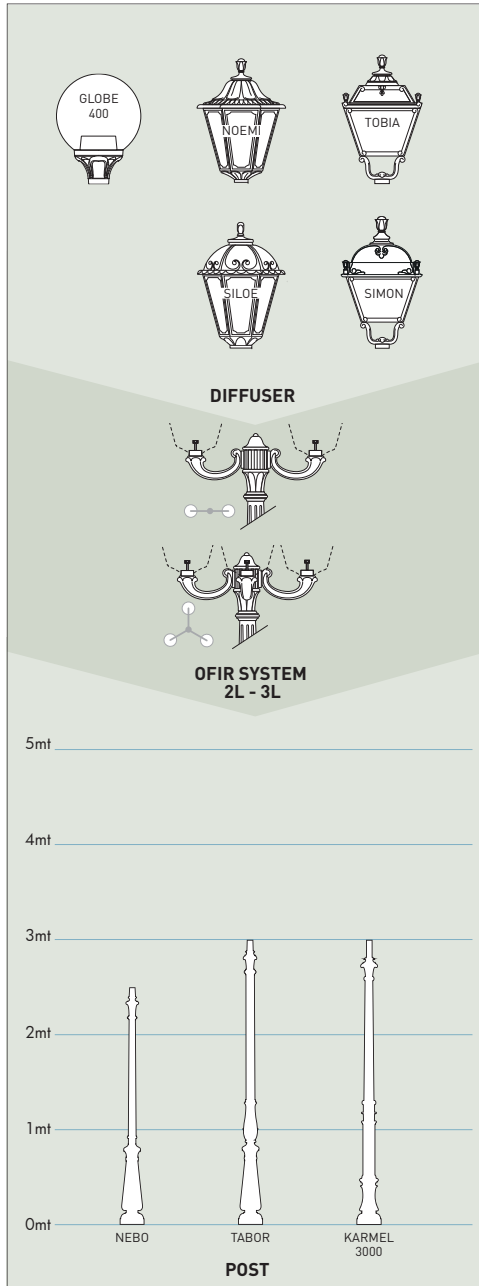
INNER METAL POLE STRUCTURE
Structural metal pole hot deep galvanized inside and outside by zinc bath immersion.

EXPANSE
High Density rigid polyurethane provides lightweight and durable cohesion between the inner metal post and the outer resin cover.

OUTER RESIN COVER
Outer coating of a single piece without joints made of shockproof resin material:
- Rust and corrosion-free
- Paste molded colors, UV stabilized
- Self-extinguishing on fire



SUGGESTED COMBINATIONS



NOEMI/SILOE HIGH POWER LED

CLASSIC RANGE



MADE IN ITALY



E27 HIGH POWER LED

INDOOR & OUTDOOR USE

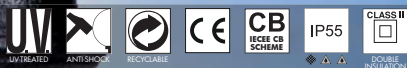
+80°C
-30°C



90% HUMIDITY



VOLTAGE SURGE RESISTANT

30W (3620 lm)
50W (6550 lm)

More details at page 59



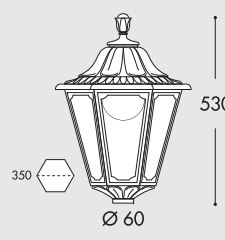
NOEMI-SILOE 30W HIGH POWER LED					
LAMP	POWER	LUMINOUS FLUX UP TO	VOLTAGE RANGE	CCT SETTABLE	
E27 HIGH POWER LED  Ø 100	30W	3620 lm	100-240V 50/60 Hz	4000K/3000K CCT SET	NOEMI-SILOE =  70W HQI-SO

NOEMI-SILOE 50W HIGH POWER LED					
LAMP	POWER	LUMINOUS FLUX UP TO	VOLTAGE RANGE	COLOUR TEMPERATURE	
E27 HIGH POWER LED  Ø 118	50W	6550 lm	100-240V 50/60 Hz	4000K 3000K	NOEMI-SILOE =  100W HQI-SO

NOEMI

LAMP INCLUDED HIGH POWER LED E27

30W LED	CCT SET	E35.000.Q1K
50W LED	4000K 3000K	E35.000.H1L E35.000.H1R



SILOE

LAMP INCLUDED HIGH POWER LED E27

30W LED	CCT SET	K35.000.Q1K
50W LED	4000K 3000K	K35.000.H1L K35.000.H1R



MADE IN ITALY

TOBIA/SIMON HIGH POWER LED CLASSIC RANGE



MADE IN ITALY

E27 HIGH POWER LED

INDOOR & OUTDOOR USE


+80°C
-30°C

90% HUMIDITY

VOLTAGE SURGE RESISTANT

30W (3620 lm)
50W (6550 lm)

More details at page 59



TOBIA-SIMON 30W HIGH POWER LED					
LAMP	POWER	LUMINOUS FLUX UP TO	VOLTAGE RANGE	CCT SETTABLE	
E27 HIGH POWER LED Ø 100	30W	3620 lm	100-240V 50/60 Hz	4000K/3000K CCT SET	TOBIA-SIMON = 70W HQL-SON

TOBIA-SIMON 50W HIGH POWER LED					
LAMP	POWER	LUMINOUS FLUX UP TO	VOLTAGE RANGE	COLOUR TEMPERATURE	
E27 HIGH POWER LED Ø 118	50W	6550 lm	100-240V 50/60 Hz	4000K 3000K	TOBIA-SIMON = 100W HQL-SON

TOBIA

LAMP INCLUDED HIGH POWER LED E27

30W LED	CCT SET	Q33.000.Q1K
4000K		Q33.000.H1L
50W LED	3000K	Q33.000.H1R

SIMON

LAMP INCLUDED HIGH POWER LED E27

30W LED	CCT SET	U33.000.Q1K
4000K		U33.000.H1L
50W LED	3000K	U33.000.H1R

MADE IN ITALY

TOBIA/SIMON GX53 LED

CLASSIC RANGE



MADE IN ITALY



**FLAT
DIFFUSER**

GX53 LED VERSION
4x GX53

CCT SETTABLE

3000 K 4000 K 6500 K

SDCM <6

AVAILABLE COLORS

RESIN BODY (MOULDED COLOURS)		DIFFUSER	
BLACK (A)	WHITE (W)	CLEAR (X)	OPAL (Y)



TOBIA-SIMON 40W GX53 LED					
LAMP	POWER	LUMINOUS FLUX (Φ TOTAL)	VOLTAGE RANGE	CCT SETTABLE	
	4x10W 40W	5160 lm	100-240V 50/60 Hz	6500K/4000K/3000K	TOBIA-SIMON = 100W HGI-SON

TOBIA

LAMP INCLUDED: 4x GX53 LED

CCT SET LED GX53 LAMP INCLUDED

4x10W **40W**

Q35.000.D4K

**NEW VERSION
CCT SETTABLE LAMP**

FLAT DIFFUSER FOR GX53 LED VERSION

SIMON

LAMP INCLUDED: 4x GX53 LED

CCT SET LED GX53 LAMP INCLUDED

4x10W **40W**

U35.000.D4K

**NEW VERSION
CCT SETTABLE LAMP**

FLAT DIFFUSER FOR GX53 LED VERSION

MADE IN ITALY

ELIA/PIETRO HIGH POWER LED

CLASSIC RANGE



MADE IN ITALY

**NEW VERSION
HIGH POWER LED**

NEW HIGH POWER LED

**INDOOR &
OUTDOOR
USE**

+80°C
-30°C

90%
HUMIDITY


VOLTAGE SURGE
RESISTANT

50W (6550 lm)
60W (7600 lm)

More details at page 59



AVAILABLE COLORS			
RESIN BODY (MOULDED COLOURS)		DIFFUSER	
BLACK (A)	WHITE (W)	CLEAR (X)	OPAL (Y)



ELIA/PIETRO 50W HIGH POWER LED					
LAMP	POWER	LUMINOUS FLUX UP TO	VOLTAGE RANGE	COLOUR TEMPERATURE	
E27 HIGH POWER LED Ø 118	50W	6550 lm	100-240V 50/60 Hz	4000K 3000K	ELIA-PIETRO = 70W HQI-SON

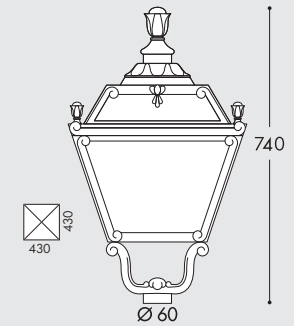
ELIA/PIETRO 60W HIGH POWER LED					
LAMP	POWER	LUMINOUS FLUX UP TO	VOLTAGE RANGE	COLOUR TEMPERATURE	
E27 HIGH POWER LED Ø 138	60W	7600 lm	100-240V 50/60 Hz	4000K 3000K	ELIA-PIETRO = 100W HQI-SON



ELIA



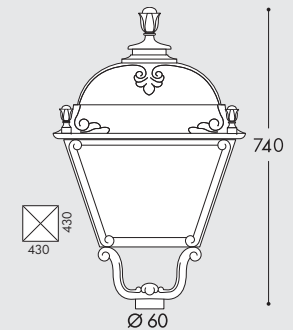
50W	4000K	Q43.000.H1L
	3000K	Q43.000.H1R
60W	4000K	Q43.000.W1L
	3000K	Q43.000.W1R



PIETRO



50W	4000K	U43.000.H1L
	3000K	U43.000.H1R
60W	4000K	U43.000.W1L
	3000K	U43.000.W1R



MADE IN ITALY

ELIA/PIETRO GX53 LED

CLASSIC RANGE



MADE IN ITALY



GX53 LED VERSION
8x GX53 LED

CCT SETTABLE
3000 K 4000 K 6500 K

SDCM <6

AVAILABLE COLORS

RESIN BODY (MOULDED COLOURS)		DIFFUSER	
BLACK (A)	WHITE (W)	CLEAR (X)	OPAL (Y)



ELIA/PIETRO 80W GX53 LED					
LAMP	POWER	LUMINOUS FLUX (Φ TOTAL)	VOLTAGE RANGE	CCT SETTABLE	
	8x10W 80W	10320 lm	100-240V 50/60 Hz	6500K/4000K/3000K	ELIA-PIETRO 150W HQI-SO4

ELIA

LAMP INCLUDED: 8x GX53 LED

LED GX53 LAMP INCLUDED CCT SET

8x10W **80W** Q45.000.D8K

FLAT DIFFUSER FOR GX53 LED VERSION

NEW VERSION CCT SETTABLE LAMP

PIETRO

LAMP INCLUDED: 8x GX53 LED

LED GX53 LAMP INCLUDED CCT SET

8x10W **80W** U45.000.D8K

FLAT DIFFUSER FOR GX53 LED VERSION

NEW VERSION CCT SETTABLE LAMP

MADE IN ITALY

GLOBE 400/GLOBE 500

CLASSIC RANGE



MADE IN ITALY



AVAILABLE COLORS				
RESIN BODY (MOULDED COLOURS)		DIFFUSER		
BLACK (A)	WHITE (W)	CLEAR (X)	OPAL (Y)	SMOKED (Z)

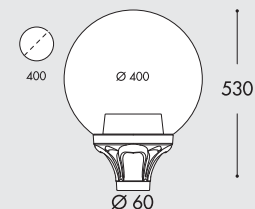


GLOBE 400



E27 G40.B40.E27

ALUMINIUM
CHROME
LOUVRE



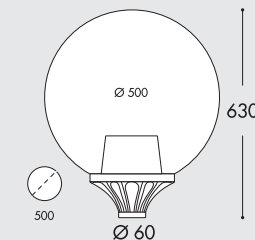
GLOBE 500



E27 G50.B50.E27

E40 G50.B50.E40

ALUMINIUM
CHROME
LOUVRE



E27 VERSION

SUITABLE FOR



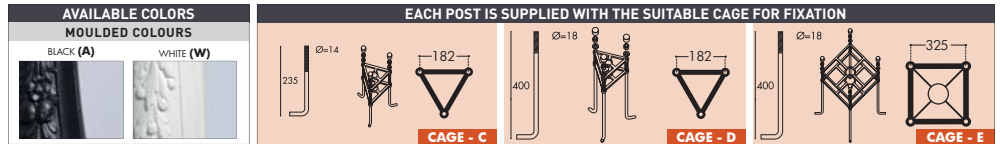
HQI - SON

CLASSIC POLES




EACH POST IS SUPPLIED WITH THE SUITABLE CAGE FOR FIXATION

NEBO		TABOR		HOREB		KARMEL 3000		KARMEL 3500	
without door	000.201	without door	000.204	without door	000.207	without door	000.231	without door	000.234
with door	000.202	with door	000.205	with door	000.208	with door	000.232	with door	000.235
with door & box	000.203	with door & box	000.206	with door & box	000.209	with door & box	000.233	with door & box	000.236



KARMEL 4000		GIONA 4000		GIONA 4500		GIONA 5000	
without door	000.237	without door	000.221	without door	000.224	without door	000.227
with door	000.238	with door	000.222	with door	000.225	with door	000.228
with door & box	000.239	with door & box	000.223	with door & box	000.226	with door & box	000.229



WALL BRACKETS/BASE



POST TOP SYSTEMS

OFIR WALL BRACKET

H.132.WAL

suggested diffuser:
SILOE - NOEMI
SIMON - TOBIA
GLOBE 400

Ø 60mm

FULLY MODULAR

The unique 60mm hub allows thousands of different possible combinations to create your perfect outdoor light fitting.

ADAM WALL BRACKET

H.171.WAL

suggested diffuser:
SILOE - NOEMI
SIMON - TOBIA
ELIA - PIETRO
GLOBE

LOT BASE

H.113

suggested diffuser:
SILOE - NOEMI
SIMON - TOBIA
ELIA - PIETRO
GLOBE

ARON WALL BRACKET

H.172 + H.172.WAL

suggested diffuser:
ELIA - PIETRO
GLOBE 500

ARON SYSTEM 1L

000.000.N10

Ø60

suggested diffuser:
ELIA - PIETRO
GLOBE 500

OFIR SYSTEM 2L

000.000.R20

Ø60

suggested diffuser:
SILOE - NOEMI
SIMON - TOBIA
GLOBE 400

OFIR SYSTEM 3L

000.000.R30

Ø60

suggested diffuser:
SILOE - NOEMI
SIMON - TOBIA
GLOBE 400

ADAM SYSTEM 2L

000.000.M20

Ø60

suggested diffuser:
SILOE - NOEMI
SIMON - TOBIA
ELIA - PIETRO
GLOBE

ADAM SYSTEM 3L

000.000.M30

Ø60

suggested diffuser:
SILOE - NOEMI
SIMON - TOBIA
ELIA - PIETRO
GLOBE

ARON SYSTEM 2L

000.000.N20

Ø60

suggested diffuser:
ELIA - PIETRO
GLOBE 500

ARON SYSTEM 4L

000.000.N40

Ø60

suggested diffuser:
ELIA - PIETRO
GLOBE 500



GIUSEPPE

GINO

REMO

VIVI

ECOVIVI

BEPPE

ECOBEPPE

GLOBE

PAG 34

GINO400 PAG 40
GINO500 PAG 46

REMO400 PAG 40
REMO500 PAG 46

VIVI400 PAG 36
VIVI500 PAG 42

ECOVIVI400 PAG 38
ECOVIVI500 PAG 44

BEPPE400 PAG 36
BEPPE500 PAG 42

ECOBEPPE400 PAG 38
ECOBEPPE500 PAG 44

GLOBE400 PAG 48
GLOBE500 PAG 48



**MODERN
RANGE**

E27 HIGH POWER LED

MODERN RANGE



E27 HIGH POWER LED

SILICONE PROTECTION DRIVER

INDOOR & OUTDOOR USE

-30 +80 °C 90% HUMIDITY

VOLTAGE SURGE RESISTANT

TUV SUD **CE** **CB**

LVD EMC ERP

IECEE
CB SCHEME

for details see pag. 59

Ø100 Ø100


15W 1690 lm **CCT SET** 30W 3620 lm

CCT SETTABLE

SDCM <6 3000 K 4000 K

Ø118 Ø138

50W 6550 lm 60W 7600 lm




EKTOR 3000
MIDIPILAR/
VIVI 400 1L
for details see pag. 36

3255

V50.364.A10.H1L

MADE IN ITALY

P50.361.H1L



EKTOR 2500/
BEPPE 400
for details see pag. 36

3065

EKTOR 2500/
GIORGIO
for details see pag. 34



4P2.361.G10.E28

2700



MADE IN ITALY

MADE IN ITALY



R50.254.Q1K

MIDIPILAR/
REMO 400
for details see pag. 40



F50.115.Q1K

NEW LOT/
GINO 400
for details see pag. 40

ADVANTAGES



ANTI CORROSION



NO MAINTENANCE



UV-RAYS STABILIZED



DOUBLE INSULATION



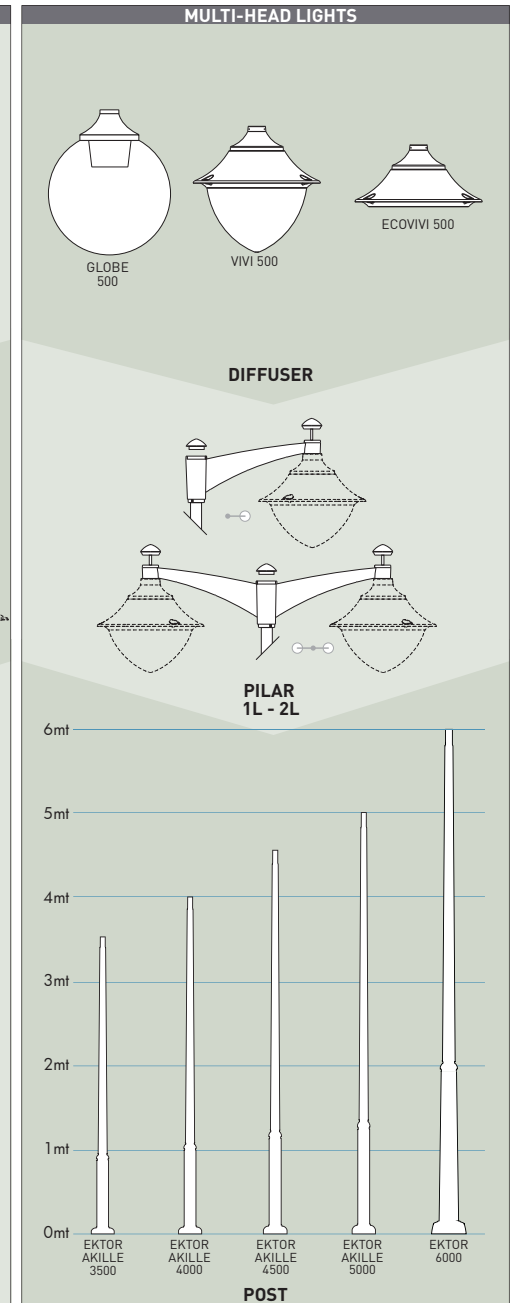
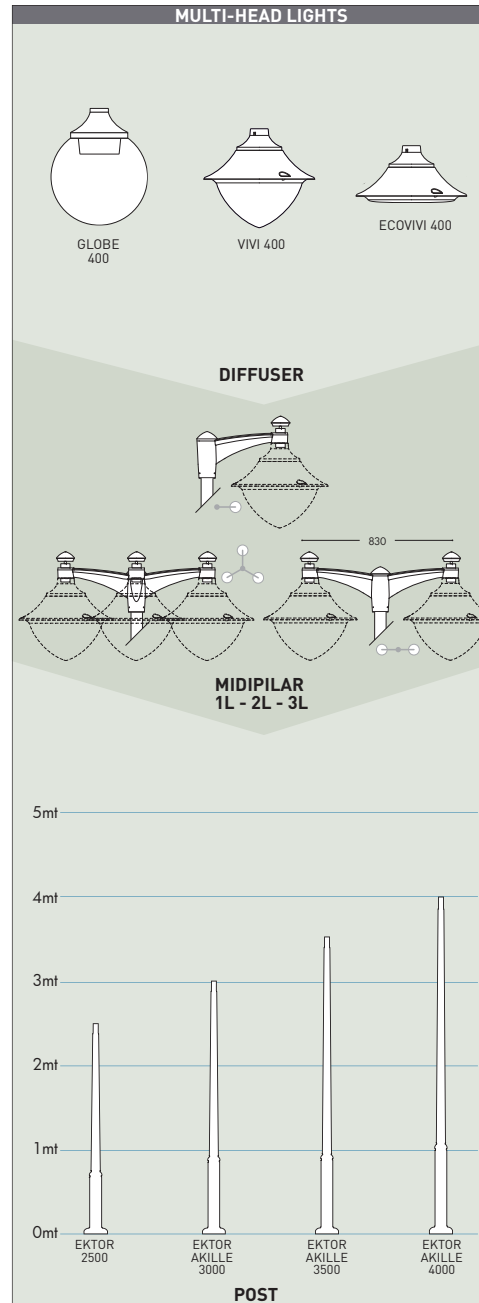
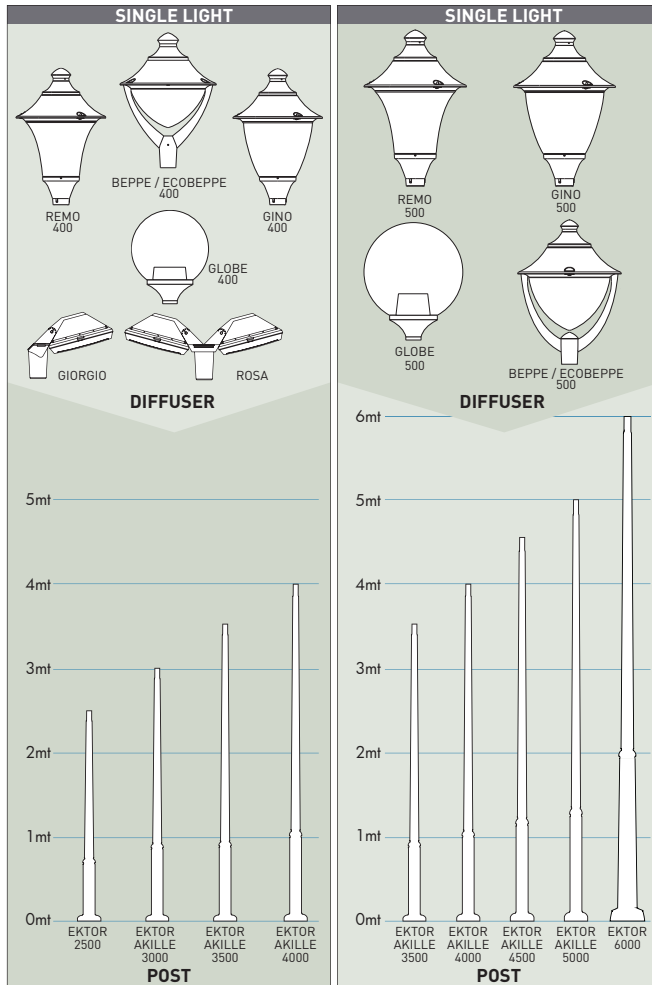
NOT AFFECTED BY CHEMICAL FERTILIZES




FULLY MODULAR Ø60mm



SUGGESTED COMBINATIONS



RESIN POST OF A SINGLE PIECE WITHOUT JOINTS
Stronger, safer and more durable



INNER METAL POLE STRUCTURE
Structural metal pole hot deep galvanized inside and outside by zinc bath immersion.

EXPANSE
High Density rigid polyurethane provides lightweight and durable cohesion between the inner metal post and the outer resin cover.

OUTER RESIN COVER
Outer coating of a single piece without joints made of shockproof resin material:
- Rust and corrosion-free
- Paste molded colors, UV stabilized
- Self-extinguishing on fire



MADE IN ITALY



CCT SETTABLE

3000 K 4000 K 6500 K

SDCM <6

GX53 MODULAR LED LIGHT SYSTEM

- Cost saving:** long-life and efficient LED light sources
- Built-in driver:** quick and easy lamp replacement
- Great flexibility:** GX53 standard lamp holder
- Future-proofed luminaires:** performances easy to upgrade to latest technology developments

AVAILABLE COLORS

RESIN BODY (MOULDED COLOURS) DIFFUSER

BLACK (A) GREY (L) WHITE (W) OPAL (Y)

AVAILABLE VERSIONS

GX53 LED	4x GX53	2x E27
CCT SET	CCT SET	
LED GX53	LED GX53	CFPL LED



GIORGIO/ROSA GX53 LED					
LAMP	POWER	LUMINOUS FLUX (Φ TOTAL)	VOLTAGE RANGE	CCT SETTABLE	
	4x10W 40W	5160 lm	100-240V 50/60 Hz	6500K/4000K/3000K	TOBIA-SIMON 100W HQI-SON

LED BULKHEAD GX53					
LAMP	POWER	LUMINOUS FLUX (Φ TOTAL)	VOLTAGE RANGE	CCT SETTABLE	
	17W	2350 lm	100-240V 50/60 Hz	6500K/4000K/2700K	150W INCANDESCENT

GIORGIO **2xE27**

LAMP INCLUDED: **4x GX53 LED**

2xE27 4P2.000.G10.E28

GX53 **17W** CCT SET 4P1.000.G10.E1K

4x10W **40W** CCT SET 4P2.000.G10.D4K

NEW VERSION CCT SETTABLE LAMP

ROSA **2xE27**

LAMP INCLUDED: **8x GX53 LED**

2xE27 4P2.000.G20.E28

GX53 **36W** CCT SET 4P1.000.G20.E1K

2x40W **80W** CCT SET 4P2.000.G20.D4K

NEW VERSION CCT SETTABLE LAMP

VIVI/BEPPE 400

MODERN RANGE



MADE IN ITALY



NEW HIGH POWER LED

INDOOR & OUTDOOR USE

+80°C
-30°C

90% HUMIDITY

VOLTAGE SURGE RESISTANT

30W (3620 lm)
50W (6550 lm)

More details at page 59



AVAILABLE COLORS			DIFFUSER	
RESIN BODY (MOULDED COLOURS)				
BLACK (A)	GREY (L)	WHITE (W)	CLEAR (X)	OPAL (Y)



VIVI/BEPPE 400 GX53 LED					
LAMP	POWER	LUMINOUS FLUX (Φ TOTAL)	VOLTAGE RANGE	CCT SETTABLE	
	6x10W 60W	7740 lm	100-240V 50/60 Hz	6500K/4000K/3000K	VIVI-BEPPE 400 = 100W HQI-SON

VIVI/BEPPE 400 HIGH POWER LED					
LAMP	POWER	LUMINOUS FLUX UP TO	VOLTAGE RANGE	COLOUR TEMPERATURE	
	30W	3620 lm	100-240V 50/60 Hz	4000K/3000K CCT SET	VIVI-BEPPE 400 = 50W HQI-SON
	50W	6550 lm	100-240V 50/60 Hz	4000K 3000K	VIVI-BEPPE 400 = 70W HQI-SON

GX53 LED

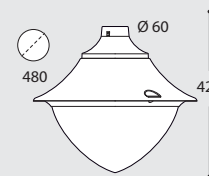
LAMP INCLUDED:
6x GX53 LED

30W CCT SET V50.000.Q1K

4000K V50.000.H1L

3000K V50.000.H1R

6x10W CCT SET V50.000.D6K



NEW VERSION
CCT SETTABLE LAMP

VIVI 400

HIGH POWER LED

LAMP INCLUDED:
HIGH POWER LED E27

GX53 LED

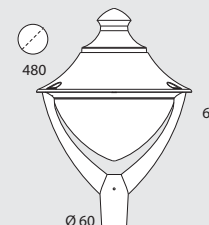
LAMP INCLUDED:
6x GX53 LED

30W CCT SET P50.000.Q1K

4000K P50.000.H1L

3000K P50.000.H1R

6x10W CCT SET P50.000.D6K



NEW VERSION
CCT SETTABLE LAMP

BEPPE 400

HIGH POWER LED

LAMP INCLUDED:
HIGH POWER LED E27

ECOVIVI/ECOBEPPE 400

MODERN RANGE



MADE IN ITALY



CCT SETTABLE

3000 K 4000 K 6500 K

SDCM <6

GX53 MODULAR LED LIGHT SYSTEM



- **Cost saving:** long-life and efficient LED light sources
- **Built-in driver:** quick and easy lamp replacement
- **Great flexibility:** GX53 standard lamp holder
- **Future-proof luminaires:** performances easy to upgrade to latest technology developments

AVAILABLE COLORS

RESIN BODY (MOULDED COLOURS)			DIFFUSER
BLACK (A)	GREY (L)	WHITE (W)	CLEAR (X)



ECOVIVI/ECOBEPPE 400 42W GX53 LED					
LAMP	POWER	LUMINOUS FLUX (Φ TOTAL)	VOLTAGE RANGE	CCT SETTABLE	
	6x7W 42W	5850 lm	100-240V 50/60 Hz	6500K/4000K/3000K	ECOVIVI- ECOBEPPE 400 = 70W HQL-SON

ECOVIVI/ECOBEPPE 400 60W GX53 LED					
LAMP	POWER	LUMINOUS FLUX (Φ TOTAL)	VOLTAGE RANGE	CCT SETTABLE	
	6x10W 60W	7740 lm	100-240V 50/60 Hz	6500K/4000K/3000K	ECOVIVI- ECOBEPPE 400 = 100W HQL-SON

GX53 LED **ECOVIVI 400** **E27**

LAMP INCLUDED: 6x GX53 LED

E27 EV4.000.E27

E40 EV4.000.E40

6x10W **CCT SET** 60W EV4.000.D6K

NEW VERSION
CCT SETTABLE LAMP

E27 VERSION
SUITABLE FOR
HQL - SON

GX53 LED **ECOBEPPE 400** **E27**

LAMP INCLUDED: 6x GX53 LED

E27 EP5.000.E27

E40 EP5.000.E40

6x10W **CCT SET** 60W EP5.000.D6K

NEW VERSION
CCT SETTABLE LAMP

E27 VERSION
SUITABLE FOR
HQL - SON

MADE IN ITALY

GINO/REMO 400

MODERN RANGE



MADE IN ITALY



**NEW VERSION
HIGH POWER LED**

NEW HIGH POWER LED

INDOOR &
OUTDOOR
USE

+80°C
-30°C

90%
HUMIDITY

VOLTAGE SURGE
RESISTANT

30W (3620 lm)
50W (6550 lm)

More details at page 59



AVAILABLE COLORS			DIFFUSER	
RESIN BODY (MOULDED COLOURS)				
BLACK (A)	GREY (L)	WHITE (W)	CLEAR (X)	OPAL (Y)



GINO/REMO 400 GX53 LED					
LAMP	POWER	LUMINOUS FLUX (Φ TOTAL)	VOLTAGE RANGE	CCT SETTABLE	
	6x10W 60W	7740 lm	100-240V 50/60 Hz	6500K/4000K/3000K	GINO-REMO 400 = 100W HIG-SON

GINO/REMO 400 HIGH POWER LED					
LAMP	POWER	LUMINOUS FLUX UP TO	VOLTAGE RANGE	COLOUR TEMPERATURE	
	30W	3620 lm	100-240V 50/60 Hz	4000K/3000K CCT SET	GINO-REMO 400 = 50W HIG-SON
	50W	6550 lm	100-240V 50/60 Hz	4000K 3000K	GINO-REMO 400 = 70W HIG-SON

GX53 LED

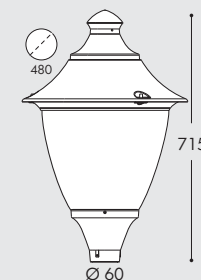
LAMP INCLUDED:
6x **GX53**
LED

GINO 400

30W CCT SET F50.000.Q1K

4000K F50.000.H1L
50W 3000K F50.000.H1R

6x10W CCT SET F50.000.D6K
60W



**NEW VERSION
CCT SETTABLE LAMP**

HIGH POWER LED

LAMP INCLUDED:
HIGH POWER
LED E27

GX53 LED

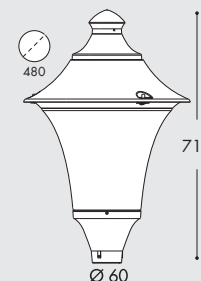
LAMP INCLUDED:
6x **GX53**
LED

REMO 400

30W CCT SET R50.000.Q1K

4000K R50.000.H1L
50W 3000K R50.000.H1R

6x10W CCT SET R50.000.D6K
60W



**NEW VERSION
CCT SETTABLE LAMP**

HIGH POWER LED

LAMP INCLUDED:
HIGH POWER
LED E27

MADE IN ITALY

VIVI/BEPPE 500

MODERN RANGE



MADE IN ITALY



NEW HIGH POWER LED

INDOOR & OUTDOOR USE

+80°C
-30°C

90% HUMIDITY

VOLTAGE SURGE RESISTANT

50W (6550 lm)
60W (7600 lm)

More details at page 59



AVAILABLE COLORS			DIFFUSER	
RESIN BODY (MOULDED COLOURS)				
BLACK (A)	GREY (L)	WHITE (W)	CLEAR (X)	OPAL (Y)



VIVI/BEPPE 500 GX53 LED					
LAMP	POWER	LUMINOUS FLUX (Φ TOTAL)	VOLTAGE RANGE	CCT SETTABLE	
	9x10W 90W	11610m	100-240V 50/60 Hz	6500K/4000K/3000K	VIVI-BEPPE 500 = 150W HQS-SON

VIVI/BEPPE 500 HIGH POWER LED					
LAMP	POWER	LUMINOUS FLUX UP TO	VOLTAGE RANGE	COLOR TEMPERATURE	
	50W	6550 lm	100-240V 50/60 Hz	4000K 3000K	VIVI-BEPPE 500 = 70W HQS-SON
	60W	7600 lm	100-240V 50/60 Hz	4000K 3000K	VIVI-BEPPE 500 = 100W HQS-SON

GX53 LED

LAMP INCLUDED:
9x GX53 LED

50W 4000K V60.000.H1L
3000K V60.000.H1R

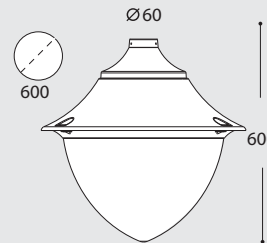
60W 4000K V60.000.W1L
3000K V60.000.W1R

9x10W CCT SET V60.000.D9K
90W

VIVI 500

HIGH POWER LED

LAMP INCLUDED:
HIGH POWER LED E27



NEW VERSION
CCT SETTABLE LAMP

GX53 LED

LAMP INCLUDED:
9x GX53 LED

50W 4000K P60.000.H1L
3000K P60.000.H1R

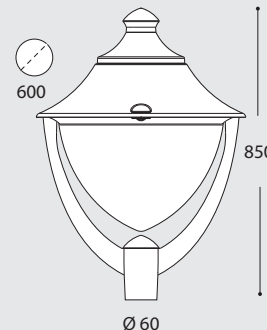
4000K P60.000.W1L
3000K P60.000.W1R

9x10W CCT SET P60.000.D9K
90W

BEPPE 500

HIGH POWER LED

LAMP INCLUDED:
HIGH POWER LED E27



NEW VERSION
CCT SETTABLE LAMP

MADE IN ITALY

ECOVIVI/ECOBEPPE 500

MODERN RANGE



MADE IN ITALY



CCT SETTABLE

3000 K 4000 K 4500 K

SDCM <6

GX53 MODULAR LED LIGHT SYSTEM



- **Cost saving:** long-life and efficient LED light sources
- **Built-in driver:** quick and easy lamp replacement
- **Great flexibility:** GX53 standard lamp holder
- **Future-proofed luminaires:** performances easy to upgrade to latest technology developments

AVAILABLE COLORS			DIFFUSER
RESIN BODY (MOULDED COLOURS)			
BLACK (A)	GREY (L)	WHITE (W)	CLEAR (X)



ECOVIVI/ECOBEPPE 500 90W GX53 LED					
LAMP	POWER	LUMINOUS FLUX (Φ TOTAL)	VOLTAGE RANGE	CCT SETTABLE	
	9x10W 90W	11610 lm	100-240V 50/60 Hz	6500K/4000K/3000K	ECOVIVI - ECOBEPPE 500 150W HQI - SON

GX53 LED LAMP INCLUDED: 9x GX53 LED

ECOVIVI 500 **E27**

E27 EV6.000.E27

E40 EV6.000.E40

9x10W **90W** CCT SET EV6.000.D9K

NEW VERSION CCT SETTABLE LAMP

E27 VERSION SUITABLE FOR HQI - SON

GX53 LED LAMP INCLUDED: 9x GX53 LED

ECOBEPPE 500 **E27**

E27 EP6.000.E27

E40 EP6.000.E40

9x10W **90W** CCT SET EP6.000.D9K

NEW VERSION CCT SETTABLE LAMP

E27 VERSION SUITABLE FOR HQI - SON

MADE IN ITALY

GINO/REMO 500

MODERN RANGE



MADE IN ITALY



**NEW VERSION
HIGH POWER LED**

NEW HIGH POWER LED

INDOOR & OUTDOOR USE

+80°C
-30°C

90% HUMIDITY

VOLTAGE SURGE RESISTANT

50W (6550 lm)
60W (7600 lm)

More details at page 59

AVAILABLE COLORS		
RESIN BODY (MOULDED COLOURS)		DIFFUSER
BLACK (A)	GREY (L)	WHITE (W)
CLEAR (X)	OPAL (Y)	



GINO/REMO 500 GX53 LED					
LAMP	POWER	LUMINOUS FLUX (Φ TOTAL)	VOLTAGE RANGE	CCT SETTABLE	
	9x10W 90W	11610 lm	100-240V 50/60 Hz	6500K/4000K/3000K	GINO-REMO 500 = 148W HQS-SON

GINO/REMO 500 HIGH POWER LED					
LAMP	POWER	LUMINOUS FLUX UP TO	VOLTAGE RANGE	COLOUR TEMPERATURE	
	50W	6550 lm	100-240V 50/60 Hz	4000K	VIVI-BEPPE 500 = 70W HQS-SON
	60W	7600 lm	100-240V 50/60 Hz	4000K	VIVI-BEPPE 500 = 100W HQS-SON

GX53 LED

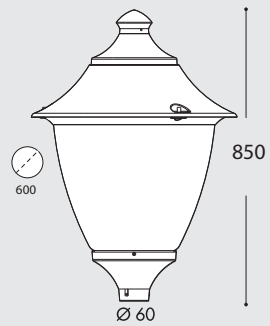
LAMP INCLUDED:
9x GX53 LED

GINO 500

- 50W** 4000K F60.000.H1L
3000K F60.000.H1R
- 60W** 4000K F60.000.W1L
3000K F60.000.W1R
- 9x10W **CCT SET** 90W F60.000.D9K



**NEW VERSION
CCT SETTABLE LAMP**



HIGH POWER LED

LAMP INCLUDED:
HIGH POWER LED E27



GX53 LED

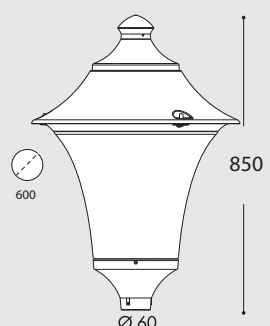
LAMP INCLUDED:
9x GX53 LED

REMO 500

- 50W** 4000K R60.000.H1L
3000K R60.000.H1R
- 60W** 4000K R60.000.W1L
3000K R60.000.W1R
- 9x10W **CCT SET** 90W R60.000.D9K



**NEW VERSION
CCT SETTABLE LAMP**



HIGH POWER LED

LAMP INCLUDED:
HIGH POWER LED E27



MADE IN ITALY

GLOBE 400/GLOBE 500

MODERN RANGE



MADE IN ITALY



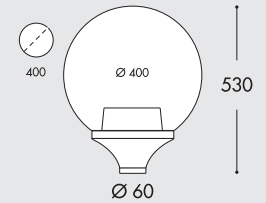
AVAILABLE COLORS					
RESIN BODY (MOULDED COLOURS)			DIFFUSER		
BLACK (A)	GREY (L)	WHITE (W)	CLEAR (X)	OPAL (Y)	SMOKED (Z)



GLOBE 400

E27 G41.B40.E27

ALUMINIUM
CHROME
LOUVRE

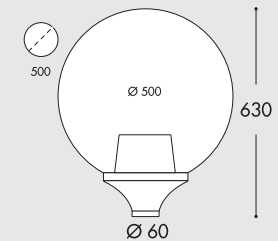


GLOBE 500

E27 G51.B50.E27

E40 G51.B50.E40

ALUMINIUM
CHROME
LOUVRE



E27 VERSION
SUITABLE FOR
HQI - SON

MADE IN ITALY

MODERN POLES



**ANTI RUST
LIFETIME
GUARANTEE**
NO PAINTING
REQUIRED
**MADE IN
ITALY**

**ANTI
CORROSION**

**UV-RAYS
STABILIZED**

**NO
MAINTENANCE**

**DOUBLE
INSULATION**

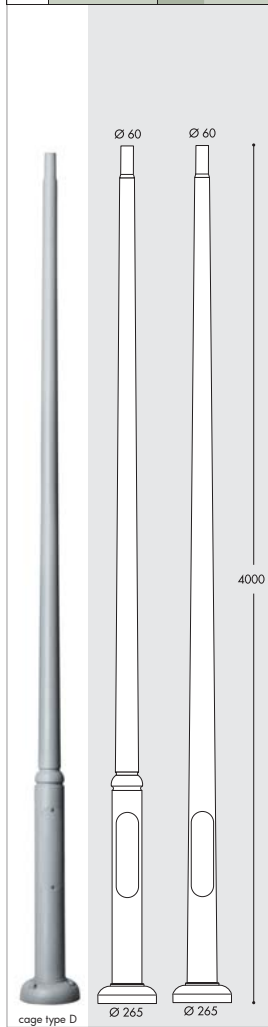



**NOT AFFECTED
BY CHEMICAL
FERTILIZERS**



	EKTOR 4000	AKILLE 4000
without door	000.371	000.421
with door	000.372	000.422
with door & box	000.373	000.423

EACH POST IS SUPPLIED WITH THE SUITABLE CAGE FOR FIXATION

EKTOR 2500		EKTOR 3000 AKILLE 3000		EKTOR 3500 AKILLE 3500	
without door	000.361	without door	000.364 000.414	without door	000.367 000.417
with door	000.362	with door	000.365 000.415	with door	000.368 000.418
with door & box	000.363	with door & box	000.366 000.416	with door & box	000.369 000.419



AVAILABLE COLOURS
MOULDED COLOURS

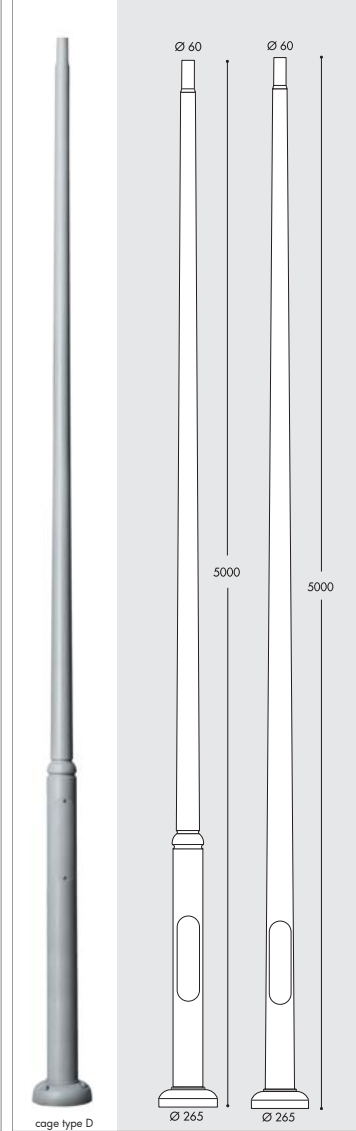
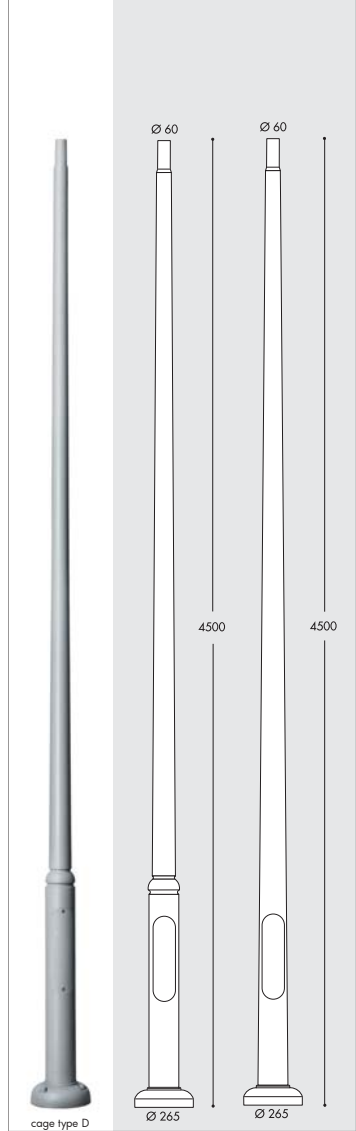
BLACK (A) GREY (L) WHITE (W)

EACH POST IS SUPPLIED WITH THE SUITABLE CAGE FOR FIXATION


CAGE - C **CAGE - D** **CAGE - E**

	EKTOR 4500	AKILLE 4500
without door	000.374	000.424
with door	000.375	000.425
with door & box	000.376	000.426

	EKTOR 5000	AKILLE 5000
without door	000.377	000.427
with door	000.378	000.428
with door & box	000.379	000.429



EKTOR 6000	
without door	000.384
with door	000.385
with door & box	000.386



WALL BRACKETS/BASE



POST TOP SYSTEM

MIDIPILAR WALL BRACKET

H.254.WAL

420

suitable for:
GINO 400 - REMO400
VIVI 400 - ECOVIVI 400
GLOBE 400

MIDIPILAR SYSTEM 1L

000.000.A10

470

Ø60

suitable for:
VIVI 400 - ECOVIVI 400
GLOBE 400

MIDIPILAR SYSTEM 2L

000.000.A20

830

Ø60

suitable for:
VIVI 400 - ECOVIVI 400
GLOBE 400

MIDIPILAR SYSTEM 3L

000.000.A30

650

Ø60

suitable for:
VIVI 400 - ECOVIVI 400
GLOBE 400

PILAR WALL BRACKET

H.253.WAL

650

suitable for:
GINO 500 - REMO 500
VIVI 500 - ECOVIVI 500
BEPPE 500 - GLOBE 500

PILAR SYSTEM 1L

000.000.P10

610

Ø60

suitable for:
VIVI 500 - ECOVIVI 500
GLOBE 500

PILAR SYSTEM 2L

000.000.P20

1210

Ø60

suitable for:
VIVI 500 - ECOVIVI 500
GLOBE 500

NEW LOT BASE

Ø60

Ø60

suitable for:
GINO 400 - REMO400
VIVI 400 - ECOVIVI 400
BEPPE 400 - ECOBEPPE 400
GLOBE 400 - GINO 500
REMO500 - VIVI 500
ECOVIVI 500 - GLOBE 500

H.115

200
175
175

FULLY MODULAR

Ø 60mm

The unique 60mm hub allows thousands of different possible combinations to create your perfect outdoor light fitting.

LUIGI HIGH-BAY

MODERN RANGE



MADE IN ITALY



CCT SETTABLE

3000 K 4000 K 6500 K

SDCM <4

NEW HIGH POWER LED

INDOOR & OUTDOOR USE

+80°C
-30°C

90% HUMIDITY

VOLTAGE SURGE RESISTANT

50W (6550 lm)

60W (7600 lm)

More details at page 59



GX53 MODULAR LED LIGHT SYSTEM



- Cost saving:** long-life and efficient LED light sources
- Built-in driver:** quick and easy lamp replacement
- Great flexibility:** GX53 standard lamp holder
- Future-proofed luminaires:** performances easy to upgrade to latest technology developments

AVAILABLE COLORS			DIFFUSER	
RESIN BODY (MOULDED COLOURS)				
BLACK (A)	GREY (L)	WHITE (W)	CLEAR (X)	OPAL (Y)



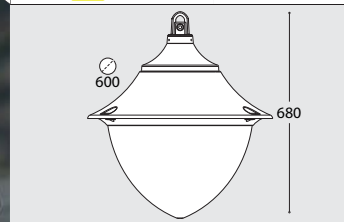
HIGH POWER LED					
LAMP	POWER	LUMINOUS FLUX UP TO	VOLTAGE RANGE	COLOUR TEMPERATURE	
E27 HIGH POWER LED Ø 100	30W	3620 lm	100-240V 50/60 Hz	4000K/3000K CCT SET	= HQI-SON 50W
E27 HIGH POWER LED Ø 118	50W	6550 lm	100-240V 50/60 Hz	4000K	= HQI-SON 70W
E27 HIGH POWER LED Ø 128	60W	7600 lm	100-240V 50/60 Hz	4000K 3000K	= HQI-SON 100W

GX53 LED					
LAMP	POWER	LUMINOUS FLUX (Ø TOTAL)	VOLTAGE RANGE	CCT SETTABLE	
GX53	6x10W 60W	7740 lm	100-240V 50/60 Hz	6500K/4000K/3000K	= HQI-SON 100W
GX53	9x10W 90W	11610 lm	100-240V 50/60 Hz	6500K/4000K/3000K	= HQI-SON 150W

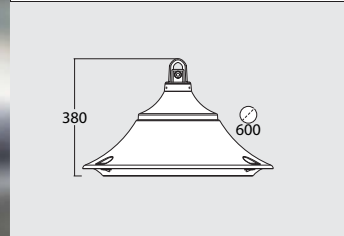
LUIGI 500-DR HIGH POWER LED



- 50W LED 4000K L51.128.H1L
- 50W LED 3000K L51.128.H1R
- 60W LED 4000K L51.128.W1L
- 60W LED 3000K L51.128.W1R



9x10W CCT SET L5F.128.D9K 90W



LUIGI 500 GX53 LED

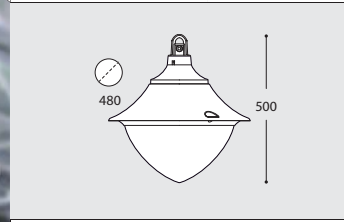


NEW VERSION CCT SETTABLE LAMP

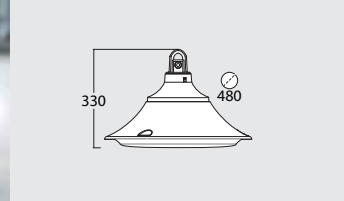
LUIGI 400-DR HIGH POWER LED



- 30W LED 4000K L41.128.Q1K
- 50W LED 4000K L41.128.H1L
- 50W LED 3000K L41.128.H1R



6x10W CCT SET L4F.128.D6K 60W


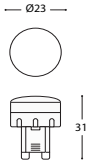








LUIGI 400 GX53 LED



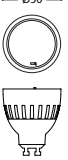













NEW VERSION CCT SETTABLE LAMP


MADE IN ITALY

G9LED		POWER		1,7 W	
	LUMINOUS FLUX (Φ TOTAL)	3000 K	150 lm	4000 K	150 lm
	SIZE & SOCKET				
      <p>COMPLY WITH: EU 2019/2015 EU 2019/2020</p> <p>TECEE CB CERTIFICATE: SG PSB-LE-02130</p>	VOLTAGE	100-240 V			
	FREQUENCY	50/60 Hz			
	PSTLM (NO FLICKER)	<1			
	SVM	0,9			
	CRI	> 80			
	SDCM	<6			
	SWITCHING CYCLE	>40.000			
	WARM UP TIME	≤ 0,5"			
	LIFETIME	15.000 h			
	KELVIN	3000 K	4000 K		
EFFICIENCY CLASS	F		F		
REF. CODE	H.LED.G09.3K		H.LED.G09.4K		

R7s LED 78mm- CCT SETTABLE		POWER		3,5W	
SIZE & SOCKET	R7s			2700 K	325 lm
		LUMINOUS FLUX (Φ TOTAL)	4000 K	365 lm	6500 K
         <p>COMPLY WITH: EU 2019/2015 EU 2019/2020</p>	VOLTAGE	100-240 V			
	FREQUENCY	50/60 Hz			
	DISPLACEMENT FACTOR	>0			
	PSTLM (NO FLICKER)	<1			
	SVM	0,4			
	CRI	> 80			
	SDCM	<6			
	SWITCHING CYCLE	45.000			
	WARM UP TIME	≤ 0,5"			
	LIFETIME	25.000 h			
EFFICIENCY CLASS	F		F		
REF. CODE	H7.LED.R7S.CCT		H7.LED.R7S.CCT		

GU10 LED - CCT SETTABLE		POWER		3,5 W		6 W			
	LUMINOUS FLUX (Φ TOTAL)	2700 K	329 lm	4000 K	366 lm	4400 K	562 lm		
	SIZE & SOCKET								
          <p>COMPLY WITH: EU 2019/2015 EU 2019/2020</p> <p>TECEE CB CERTIFICATE: SG PSB-LE-02300A1</p>	LUMINOUS FLUX (Φ USE 90°)	260 lm	440 lm	440 lm	440 lm	440 lm	440 lm		
	VOLTAGE	100-240 V							
	FREQUENCY	50/60 Hz							
	DISPLACEMENT FACTOR	>0		>0,5		>0,5		>0,5	
	PSTLM (NO FLICKER)	<1		<1		<1		<1	
	SVM	0,4		0,4		0,9		0,9	
	CRI	> 80		> 80		> 80		> 80	
	SDCM	<3		<3		<3		<3	
	BEAM ANGLE	43°		43°		43°		43°	
	SWITCHING CYCLE	> 25.000		> 25.000		> 25.000		> 25.000	
WARM UP TIME	≤ 0,5"		≤ 0,5"		≤ 0,5"		≤ 0,5"		
LIFETIME	25.000 h		25.000 h		25.000 h		25.000 h		
EFFICIENCY CLASS	F		F		F		F		
REF. CODE	H.LED.GU10.CCT		H.LED.GU10.CCT		H2.LED.GU10.CCT		H2.LED.GU10.CCT		

R7s LED 118mm- CCT SETTABLE		POWER		7,5 W	
SIZE & SOCKET	R7s			2700 K	680 lm
		LUMINOUS FLUX (Φ TOTAL)	4000 K	775 lm	6500 K
         <p>COMPLY WITH: EU 2019/2015 EU 2019/2020</p>	VOLTAGE	100-240 V			
	FREQUENCY	50/60 Hz			
	DISPLACEMENT FACTOR	>0,5			
	PSTLM (NO FLICKER)	<1			
	SVM	0,4			
	CRI	> 80			
	SDCM	<6			
	SWITCHING CYCLE	45.000			
	WARM UP TIME	≤ 0,5"			
	LIFETIME	25.000 h			
EFFICIENCY CLASS	F		F		
REF. CODE	H8.LED.R7S.CCT		H8.LED.R7S.CCT		

R7s LED 189mm- CCT SETTABLE		POWER		10,5 W	
SIZE & SOCKET	R7s			2700 K	1000 lm
		LUMINOUS FLUX (Φ TOTAL)	4000 K	1130 lm	6500 K
        <p>COMPLY WITH: EU 2019/2015 EU 2019/2020</p>	VOLTAGE	100-240 V			
	FREQUENCY	50/60 Hz			
	DISPLACEMENT FACTOR	>0,7			
	PSTLM (NO FLICKER)	<1			
	SVM	0,4			
	CRI	> 80			
	SDCM	<6			
	SWITCHING CYCLE	45.000			
	WARM UP TIME	≤ 0,5"			
	LIFETIME	25.000 h			
EFFICIENCY CLASS	F		F		
REF. CODE	H9.LED.R7S.CCT		H9.LED.R7S.CCT		

E27 LED A60- CCT SETTABLE

NEW

POWER	8,5 W	11 W	
LUMINOUS FLUX (Φ TOTAL)	2700 K 4000 K 4500 K	840 lm 920 lm 920 lm	1100 lm 1200 lm 1200 lm

SIZE & SOCKET

VOLTAGE: 100-240 V
FREQUENCY: 50/60 Hz
DISPLACEMENT FACTOR: >0,5
PSTLM (NO FLICKER): < 1
SVM: < 0,4
CRI: > 80
SDCM: < 6
LIFETIME: 25.000 h
EFFICIENCY CLASS: F
REF. CODE: H.LED.A60.CCT

86% SAVINGS
=60W

85% SAVINGS
=75W

CCT SETTABLE
2700 K 4000 K 4500 K
SDCM < 6

ENERG+
FUMAGALLI S.R.L.
H.LED.A60.CCT

TUV SUD
LVD
EMC
CB
ERP

INDOOR & OUTDOOR USE
-30 +80 °C 90% HUMIDITY
VOLTAGE SURGE RESISTANT

COMPLY WITH:
EU 2019/2015
EU 2019/2020

TECEE CB CERTIFICATE:
SG PSB-LE-03297

E27 HIGH POWER LED

POWER	15 W	30 W	
LUMINOUS FLUX (Φ TOTAL)	3000 K 4000 K	1545 lm 1690 lm	3325 lm 3620 lm

SIZE & SOCKET

VOLTAGE: 100-240 V
FREQUENCY: 50/60 Hz
DISPLACEMENT FACTOR: >0,7
PSTLM (NO FLICKER): < 1
SVM: 0,4
CRI: > 80
SWITCHING CYCLE: 30.000
WARM UP TIME: < 0,5"
LIFETIME: 25.000 h
EFFICIENCY CLASS: F
REF. CODE: H3.LED.HIP.CCT

NEW VERSION
CCT SETTABLE LAMP

CCT SETTABLE
3000 K 4000 K
SDCM < 6

SILICONE PROTECTION DRIVER
INDOOR & OUTDOOR USE
-30 +80 °C 90% HUMIDITY
VOLTAGE SURGE RESISTANT

ENERG+
FORMAZIO SRL
H3.LED.HIP.CCT

TUV SUD
LVD
EMC
CB
ERP

INDOOR & OUTDOOR USE
-30 +80 °C 90% HUMIDITY
VOLTAGE SURGE RESISTANT

COMPLY WITH:
EU 2019/2015
EU 2019/2020

TECEE CB CERTIFICATE:
SG PSB-LE-03835
SG PSB-LE-03834

E27 LED FILAMENT A60

POWER	6,5 W
LUMINOUS FLUX (Φ TOTAL)	2700 K 800 lm

SIZE & SOCKET

VOLTAGE: 100-240 V
FREQUENCY: 50/60 Hz
DISPLACEMENT FACTOR: >0,5
CRI: > 80
SWITCHING CYCLE: >100.000
WARM UP TIME: < 0,5"
LIFETIME: 25.000 h
EFFICIENCY CLASS: E
REF. CODE: H.LED.FIL.3KIV3

90% SAVINGS
=60W

ENERG+
FORMAZIO SRL
H.LED.FIL.3KIV3

TUV SUD
LVD
EMC
CB
ERP

INDOOR & OUTDOOR USE
-30 +80 °C 90% HUMIDITY
VOLTAGE SURGE RESISTANT

COMPLY WITH:
EU 2019/2015
EU 2019/2020

TECEE CB CERTIFICATE:
SG PSB-LE-03735

E27 HIGH POWER LED

POWER	50 W	60 W
LUMINOUS FLUX (Φ TOTAL)	3000 K 5850 lm	4000 K 6600 lm 7600 lm

SIZE & SOCKET

VOLTAGE: 100-240 V
FREQUENCY: 50/60 Hz
DISPLACEMENT FACTOR: >0,9
PSTLM (NO FLICKER): < 1
SVM: 0,4
CRI: > 80
SWITCHING CYCLE: 30.000
WARM UP TIME: < 1"
LIFETIME: 25.000 h
EFFICIENCY CLASS: E
REF. CODE: H.LED.HIP.3K

VOLTAGE: 100-240 V
FREQUENCY: 50/60 Hz
DISPLACEMENT FACTOR: >0,9
PSTLM (NO FLICKER): < 1
SVM: 0,4
CRI: > 80
SWITCHING CYCLE: 30.000
WARM UP TIME: < 0,5"
LIFETIME: 25.000 h
EFFICIENCY CLASS: E
REF. CODE: H.LED.HIP.4K

SILICONE PROTECTION DRIVER
INDOOR & OUTDOOR USE
-30 +80 °C 90% HUMIDITY
VOLTAGE SURGE RESISTANT

ENERG+
FORMAZIO SRL
H4.LED.HIP.3K


TUV SUD
LVD
EMC
CB
ERP

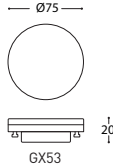
INDOOR & OUTDOOR USE
-30 +80 °C 90% HUMIDITY
VOLTAGE SURGE RESISTANT

COMPLY WITH:
EU 2019/2015
EU 2019/2020

TECEE CB CERTIFICATE:
SG PSB-LE-03791
SG PSB-LE-03799

GX53 LED Ø75mm- CCT SETTABLE



POWER		3 W
LUMINOUS FLUX (Φ TOTAL)	3000 K	405 lm
	4000 K	410 lm
	6500 K	410 lm
SIZE & SOCKET	 <p>Ø75 4 GX53</p>	
LUMINOUS FLUX (Φ USE 120°)		335 lm
VOLTAGE		100-240 V
FREQUENCY		50/60 Hz
PSTLM (NO FLICKER)		<1
SVM		0,4
CRI		> 80
SDCM		<6
BEAM ANGLE		112°
SWITCHING CYCLE		> 30.000
WARM UP TIME		0s
LIFETIME		25.000 h
EFFICIENCY CLASS		E
REF. CODE		H.LED.G53.CCT

CCT SETTABLE

3000 K 4000 K 6500 K

SDCM < 6

ENERGY+

3

INDOOR & OUTDOOR USE

-30 +80 °C 90% HUMIDITY

VOLTAGE SURGE RESISTANT

COMPLY WITH: EU 2019/2015 EU 2019/2020

TUV SUD

CE LVD EMC CB ERP

TECEE

IECEE CB CERTIFICATE: SG PSB-LE-03887

ENERGY+

3


INDOOR & OUTDOOR USE

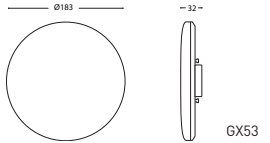
-30 +80 °C 90% HUMIDITY

VOLTAGE SURGE RESISTANT

COMPLY WITH: EU 2019/2015 EU 2019/2020

GX53 LED Ø180mm- CCT SETTABLE



POWER		7 W	11 W	18 W
LUMINOUS FLUX (Φ TOTAL)	2700 K	790 lm	1325 lm	2118 lm
	4000 K	851 lm	1446 lm	2315 lm
	6500 K	887 lm	1470 lm	2340 lm
SIZE & SOCKET	 <p>Ø183 -32- GX53</p>			
LUMINOUS FLUX (Φ USE 120°)		650 lm	1100 lm	1720 lm
VOLTAGE		100-240 V	100-240 V	100-240 V
FREQUENCY		50/60 Hz	50/60 Hz	50/60 Hz
DISPLACEMENT FACTOR		>0,5	>0,7	>0,7
PSTLM (NO FLICKER)		<1	<1	<1
SVM		0,9	0,9	0,9
CRI		> 80	> 80	> 80
SDCM		<6	<6	<6
BEAM ANGLE (FWHM)		107°	107°	107°
SWITCHING CYCLE		> 30.000	> 25.000	> 25.000
WARM UP TIME		≤ 0,5"	≤ 0,5"	≤ 0,5"
LIFETIME		25.000 h	25.000 h	25.000 h
EFFICIENCY CLASS		F	E	E
REF. CODE		H6.LED.G53.CCT	H4.LED.G53.CCT	H5.LED.G53.CCT

CCT SETTABLE

2700 K 4000 K 6500 K

SDCM < 6

ENERGY+

4

SILICONE PROTECTION DRIVER

(11W-18W) OUTDOOR USE

-30 +80 °C 90% HUMIDITY

VOLTAGE SURGE RESISTANT

COMPLY WITH: EU 2019/2015 EU 2019/2020

TUV SUD

CE LVD EMC CB ERP

TECEE

IECEE CB CERTIFICATE: SG PSB-LE-03996

ENERGY+

4

INDOOR & OUTDOOR USE

-30 +80 °C 90% HUMIDITY

VOLTAGE SURGE RESISTANT

COMPLY WITH: EU 2019/2015 EU 2019/2020

GX53 LED Ø100mm - CCT SETTABLE



POWER		10W
LUMINOUS FLUX (Φ TOTAL)	3000 K	1190 lm
	4000 K	1290 lm
	6500 K	1210 lm
SIZE & SOCKET	 <p>Ø100 -37- GX53</p>	
LUMINOUS FLUX (Φ USE 120°)		975 lm
VOLTAGE		100-240 V
FREQUENCY		50/60 Hz
DISPLACEMENT FACTOR		>0,5
PSTLM (NO FLICKER)		< 1
SVM		0,4
CRI		> 80
SDCM		<6
BEAM ANGLE		112°
SWITCHING CYCLE		> 30.000
WARM UP TIME		0s
LIFETIME		25.000 h
EFFICIENCY CLASS		E
REF. CODE		H3.LED.G53.CCT

CCT SETTABLE

3000 K 4000 K 6500 K

SDCM < 6

ENERGY+

4

INDOOR & OUTDOOR USE

-30 +80 °C 90% HUMIDITY

VOLTAGE SURGE RESISTANT

COMPLY WITH: EU 2019/2015 EU 2019/2020

TUV SUD

CE LVD EMC CB ERP

TECEE

IECEE CB CERTIFICATE: SG PSB-LE-03887

ENERGY+

4

INDOOR & OUTDOOR USE

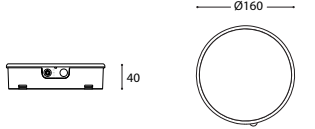
-30 +80 °C 90% HUMIDITY

VOLTAGE SURGE RESISTANT

COMPLY WITH: EU 2019/2015 EU 2019/2020

SOLAR MODULE - CCT SETTABLE



SIZE	 <p>Ø160 40</p>	
SUMMER MODE	LUMEN AUTONOMY	42 25h
WINTER MODE	LUMEN AUTONOMY	20 46h
SENSOR MODE	LUMEN ACTIVE TIME	280 25 sec
	N° Detections	423
SOLAR PANEL	5V/2W Monocrystalline PET type Antishock material	
CHARGING TIME	6h	
REPLACEABLE BATTERY	LiFePO4 IFR26650 3.3Ah, 3.2V No Risk of explosion Working temperature -10° to +60°C Longer Lifetime	
PIR SENSOR	Detection angle 120° Fields of detection up to 5 mt Active for 25 sec.	
	3 CIRCUITS	SMD 3528
LED	COLOR RENDERING INDEX RA	> 80
	SDCM	< 6
	LIFETIME	30.000 h
	KELVIN SETTABLE	3000 K / 4000 K / 6500 K
REF. CODE	H.LED.SOL.CCT	

TECEE

IECEE CB CERTIFICATE: SG PSB-LE-02677M1

TUV SUD

CE LVD EMC CB ERP

ENERGY+

4

INDOOR & OUTDOOR USE

-30 +80 °C 90% HUMIDITY

VOLTAGE SURGE RESISTANT

COMPLY WITH: EU 2019/2015 EU 2019/2020

* available while stock last

LOOKING FOR SOMETHING ELSE?

See all our **Top selection brochures 2023!**





TO SEE OUR COMPLETE COLLECTION

Ask for our **NEW General Catalogue 2023** or visit our website at www.fumagalli.it



RESIN MATERIAL ADVANTAGES



RECYCLABLE



UV TREATED



DOUBLE INSULATION



ANTI-SHOCK



TEMPERATURE



ENERGY SAVING



RESIDENTIAL



PUBLIC

HOW TO READ THE CODE

DIFFUSER
IDENTIFIES THE DIFFUSER
V50

STRUCTURE
IDENTIFIES THE STRUCTURE ON WHICH THE DIFFUSER IS MOUNTED (POLE, BRACKET, BASE, SPIKE)
361

SYSTEM
IDENTIFIES THE MULTILIGHT SYSTEM IF PRESENT
A20

COLOUR OF THE STRUCTURE
IDENTIFIES THE COLOUR OF THE STRUCTURE
A BLACK
W WHITE
L GREY
A

COLOUR OF THE DIFFUSER
IDENTIFIES THE COLOUR OF THE DIFFUSER
X CLEAR/FROSTED
Y OPAL
Z SMOKED
X

ELECTRIFICATION
IDENTIFIES THE TYPE OF ELECTRIFICATION AND THE EVENTUAL PRESENCE OF BULBS
H1L



Fumagalli S.r.l.
Via Ca' Bassa, 29
21100 Varese - ITALY
Tel. +39.0332.336353
Fax. +39.0332.336358
E-mail italian.lux@fumagalli.it



www.fumagalli.it